



WDR505 CABLE PULLER

WDR505 Cable Puller

The Condux WDR505 Hydraulic Underground Cable Pulling Trailer provides up to 9,000 lbs. of continuous pulling power to tackle the toughest underground pulling applications.

Designed for installing underground cable, the WDR505 is completely self contained and transports easily from jobsite to jobsite. Industry leading features like anti-twist rope and modular extension arms make the WDR505 the most advanced puller on the market today. An advanced electronic information system is also available for monitoring and documenting vital pulling functions.

The WDR505 is precision manufactured to the highest standards. Each puller is backed with years of underground cable pulling experience and a commitment to quality customer service.

Part Number	Description
08763030	WDR505 Underground Pulling Trailer
08763030-1	WDR505 Underground Pulling Trailer with Electronic Control Box
08763030-1R	WDR505 Underground Pulling Trailer with Electronic Control Box and Remote
08763030R	WDR505 Underground Pulling Trailer with Remote

NYLATRON®* ROLLERS have a super-hard surface and last longer than conventional cast rollers.


*Nylatron is a registered trademark of DSM.

DYNAMOMETER INTEGRATED IN THE PULLER unit to control pull limits to cable manufacturer specs. Automatically adjusts pull speed to limit pull load during pull.


AUTOMATIC PAY-IN AND PAY-OUT offers more operator control and safety.

ROTATING ARM pivots 15° in either direction aligning easily and accurately.

HYDRAULIC PULLER UNITS WITH OIL COOLER provide smooth operation throughout the pull.



POWER CABLE
INSTALLATION



PULLING POWER

The WDR505 has the capacity to handle most all underground pulling applications with 11,240 lbs. maximum force, & 9,000 lbs. continuous force at a maximum speed of 219 ft./minute.



ANTITWIST ROPE

Advantages include high flexibility, absolute minimal cable twisting and equal distribution of tension among primary wires. Results in increased pulling efficiency, less duct abrasion and can be spliced in the field. 2,600 ft. standard.



THE BRANDS YOU KNOW

Major engine, hydraulic system and trailer components are from widely popular national suppliers meaning excellent reliability and spare parts availability.

WDR505 CABLE PULLER



STRAIGHTFORWARD OPERATOR CONTROLS allow equipment operator to safely operate the puller with a very short training period.

DIESEL ENGINE provides 45 HP and features easy access maintenance. Water cooled.

QUIET, PLEASE

Noise is reduced due to the self-contained design of the cable puller trailer, and especially because of extensive use of noise abating materials in the engine surround and control panel covers. Adds comfort and safety to your jobs.



FULLY ENCLOSED UNIT

features separate door for operating controls. The WDR505 is safe, convenient and reliable.

ON BOARD TOOLBOX is also fully enclosed.

DOT CERTIFIED TRAILER

ELECTRIC BRAKES with a 7 pin round connector standard.



POWER CABLE
INSTALLATION



CONTROL IN, CONTROL OUT

With the Condux electric over hydraulic joystick, both pay-in and pay-out are in your control. No "freewheeling" necessary.



STABILITY

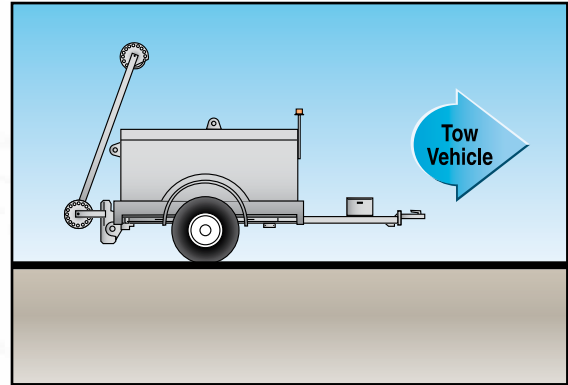
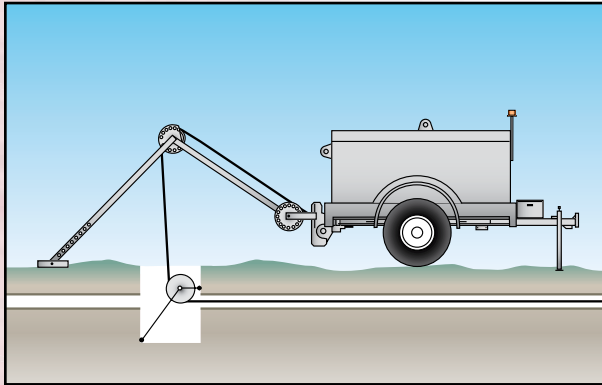
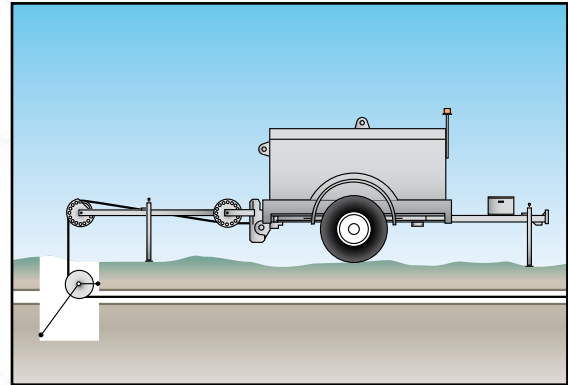
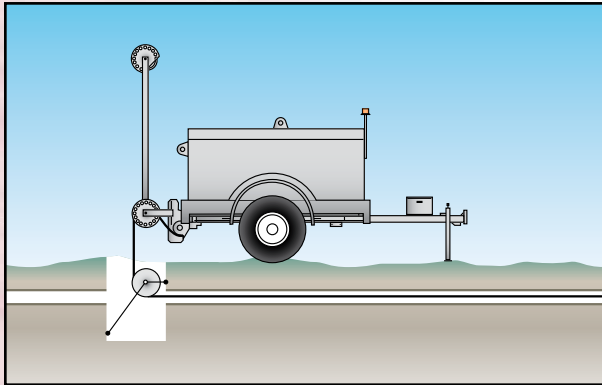
The WDR505 is designed with a low center of gravity, excellent F/R weight distribution, and numerous adjustable supports for optimum stability both on the road and on the job.



EASY TO OPERATE

Condux designed the WDR505 with the operator in mind. Easy-to-read control panel can be accessed separate from the rest of the machine, keeping the operator isolated from noise and moving parts.

Versatility:



Standard Features:

- Closed hydraulic circuit for stepless speed variation in both rotating directions.
- Negative self-acting hydraulic brake.
- Hydraulic dynamometer with set-point and automatic control of maximum pull.
- Hydraulic oil cooling system.
- Noise reduction protection.
- Trailer comes standard with Torsion axle, electric brakes and electric breakaway kit, pintle eye, safety chains, job box and light kit.
- Built-in reel winder with automatic level wind.
- 13³/₄" Bullwheels.

SPECIFICATIONS

MAX LINE PULL, POUNDS	11,250
SPEED AT CONTINUOUS PULL, POUNDS	9,000
HIGH SPEED CONTINUOUS PULL, POUNDS	2,250
PULLING SPEED FEET PER MINUTE	0-219
BULL WHEEL DIA., INCHES	13
MAX ROPE DIA., INCHES	1/2
FEET OF ROPE	2,600
ENGINE TYPE	DIESEL
HORSEPOWER	45
ELECTRICAL SYSTEM	12 Volt
TRAILER LENGTH, INCHES	157
TRAILER WIDTH, INCHES	77
TRAILER HEIGHT, INCHES	114
WEIGHT, POUNDS	4,500